









**SCHUKO socket outlet 16 A 250 V~ with shutter
Screw terminals**



Specification	Order No.	Packing unit	PS	EAN
 cream white glossy	4183 01	1/5	01	4010337093558
 pure white glossy	4183 03	10/100	01	4010337093572
 pure white matt	4183 27	10	01	4010337093596
 anthracite	4183 28	10	11	4010337093602
 colour aluminium	4183 26	1/5	11	4010337093589
 black matt	4183 005	10	11	4010337093541
 grey matt	4183 015	1/5	11	4010337093565
 stainless steel	4183 600	1	11	4010337093619

Features

- The support ring is earthed in connection with the mounting claws and claw screws.
- Quick mounting (approx. 3.5 turns per mounting claw).
- Expanding claws in the housing.
- Easier claw mounting thanks to robust PZ1 / slotted / PH screw head drive.
- Simplified installation thanks to patented arrangement of the large keyhole profiles using box screws.
- Low installation depth.
- Large, ergonomically shaped release levers.
- Sturdy earth bar with solid earthing fingers.
- Sturdy and corrosion-resistant steel support ring.
- Shatter-proof thermoplastic base.

Technical data

Installation depth:	29 mm
Conductors:	Rigid and flexible
Connection cross section - for conductors from:	1.5 mm ² to 2.5 mm ²
Ambient temperature - shutter:	0°C to +45°C

Notes

- Increased contact protection (Safety Plus) in accordance with IEC 60884-1.
-